

# **Results of Survey of Catholic Primary Schools in the Cloyne Diocese**

## **February 2017**

### **Introduction**

In 2017 the Diocesan Education Committee, Cloyne carried out a survey of the Primary Schools under Catholic Patronage in the Cloyne Diocese. The survey was carried out in the context of the wider national debate about religious diversity within schools and the issue of non-Catholic boys and girls gaining admission to Catholic schools.

The survey explored the following issues: enrolment numbers, school location (urban/rural), school size, status of Principals (administrative/teaching), number of Teachers, number of SNAs, the question of schools being oversubscribed, the different religions of the pupils, the number of pupils who are not members of a religious faith.

It is hoped that the gathering of this information will help us understand the challenges facing schools and inform the future planning of schools within the Diocese of Cloyne.

Dan Leo

# Results of Survey of Catholic Primary Schools in the Cloyne Diocese


## February 2017

**Total number of surveys received: 122 100%**

**Total pupil enrolment: 22,417**

### Location of Schools:

Rural	93 schools	76%
Urban	29 schools	24%

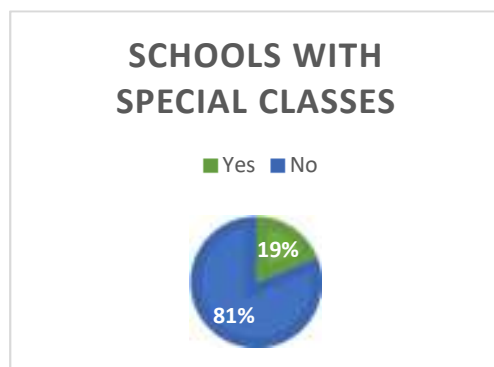



**Total number of teachers including principals: 1360**

### Administrative Principals

Yes	50	41%
No	72	59%

Classroom Teachers	875
Special Education Teachers	417



### Does your school have Special Classes?

Yes	23	19%	Urban	12
			Rural	11
No	99	81%		

**Total number of SNAs in our schools: 420**

10 schools indicated that they had no SNAs. 8 schools, all with special classes, indicated that they have more than 10 SNAs on staff.

### Is your school oversubscribed?

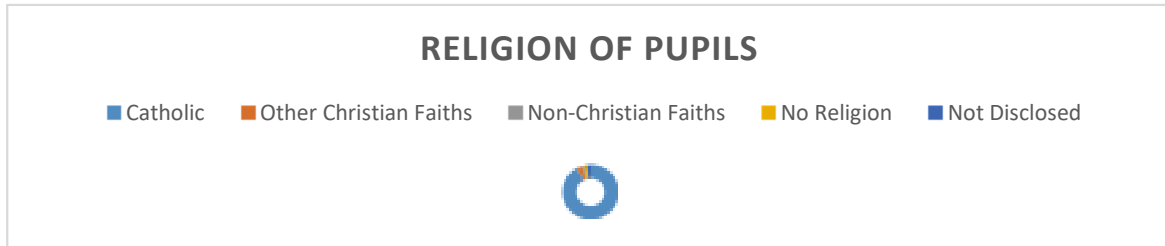
Yes	7 schools	6%
No	115 schools	94%

On further investigation it was clarified that these oversubscribed schools took all pupils within their catchment area / parish and only refused admission to those outside the policy defined catchment area. In the case of one of these schools refusals were based on overcrowding issues and on the multi-class structure of the school.

# Results of Survey of Catholic Primary Schools in the Cloyne Diocese

## February 2017

### Declared Religion of Pupils:

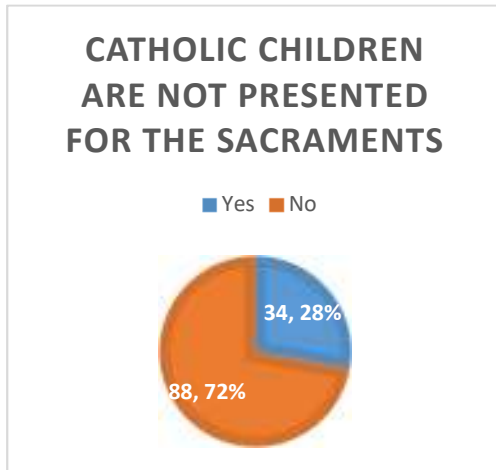


Catholic	20537 pupils	91.6%
Other Christian Faiths	598 pupils	2.7%
Non-Christian Faiths	352 pupils	1.6%
No Religion	456 pupils	2%
Not Disclosed	474 pupils	2.1%

**This school-year (2016/2017), how many applicants were not accepted into your school because they could not produce a Roman Catholic Baptismal Certificate?**

**NONE**

**Do you have Catholic Children enrolled whose Parents do not wish them to receive the Sacraments?**



YES	34 schools	28%	Urban	27
			Rural	7

NO	88 schools	72%
----	------------	-----

### If YES - How Many?

100 pupils    0.5% Catholics

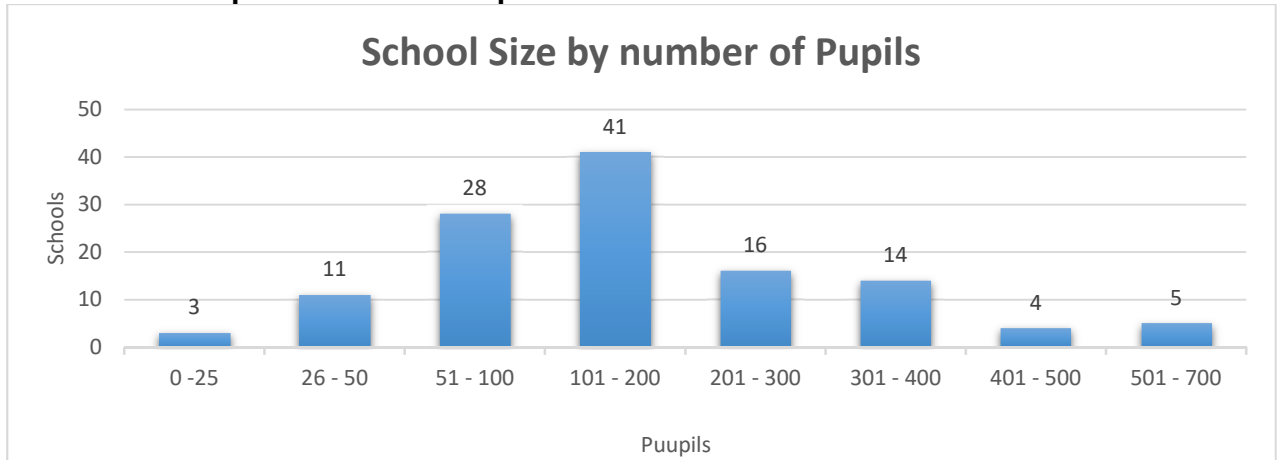
### Patronage of Schools within Cloyne Diocesan Area:

<b>Catholic</b>	122
<b>Church of Ireland</b>	4
Cobh, Fermoy, Midleton, Youghal	
<b>Educate Together</b>	1
Midleton	
<b>Education Training Board Cork</b>	2
Carrigtwohill, Mallow	
<b>Fóras Patrúnachta</b>	1
Blarney	

# Results of Survey of Catholic Primary Schools in the Cloyne Diocese

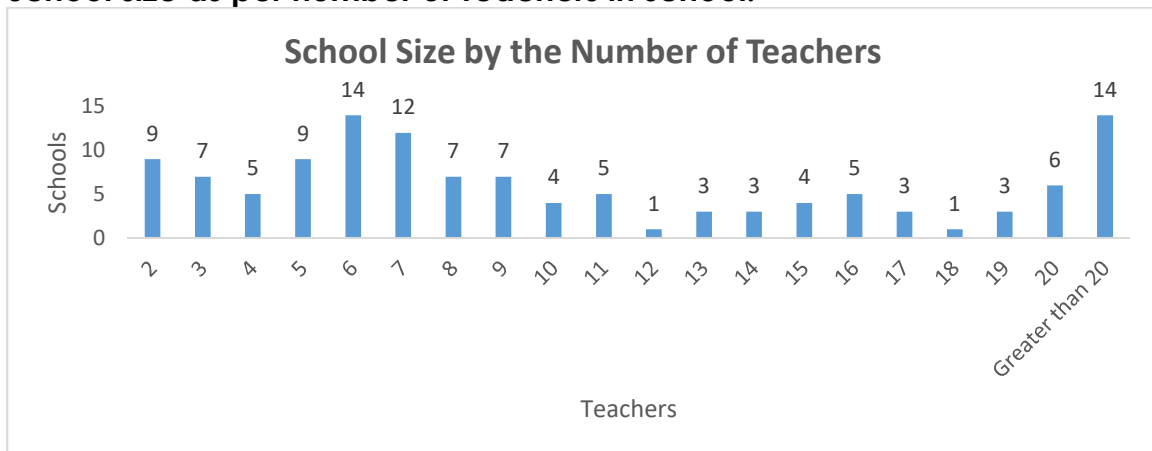
## February 2017

### School size as per number of Pupils enrolled:



Pupils		Schools		Pupils		Schools	
0	25	3		301	400	14	
26	50	11		401	500	4	
51	100	28		501	700	5	
101	200	41		<b>Total Number of schools 12</b>			
201	300	16					

### School size as per number of Teachers in school:



Teachers		Schools		Teachers		Schools	
2 Teachers	9	13 Teachers	3	>20 Teachers	14	<b>Total Number of schools 122</b>	
3 Teachers	7	14 Teachers	3				
4 Teachers	5	15 Teachers	4				
5 Teachers	9	16 Teachers	5				
6 Teachers	14	17 Teachers	3				
7 Teachers	12	18 Teachers	1				
8 Teachers	7	19 Teachers	3				
9 Teachers	7	20 Teachers	6				
10 Teachers	4						
11 Teachers	5						
12 Teachers	1						